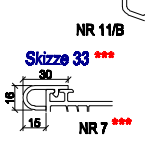
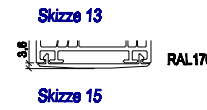
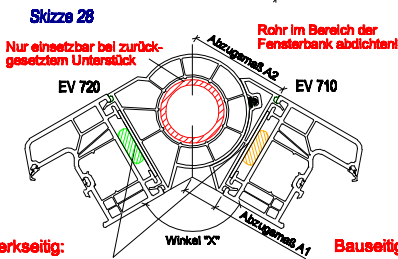
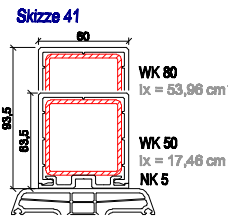
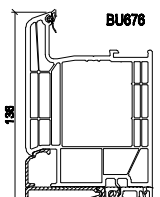
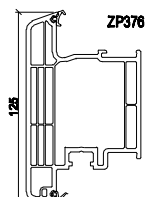
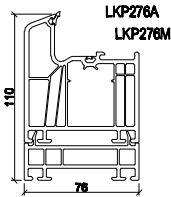
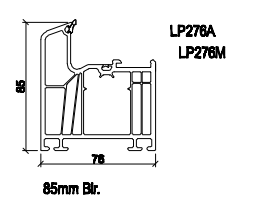
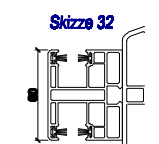
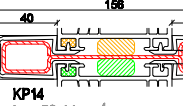
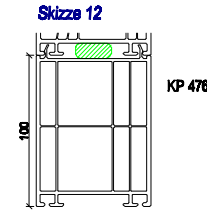
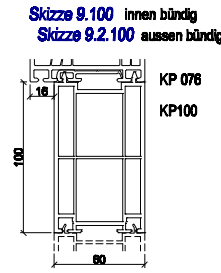
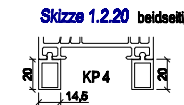
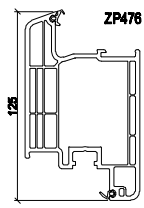
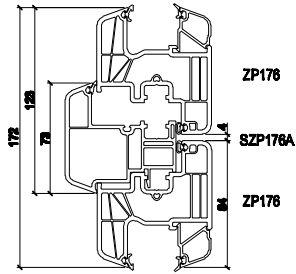
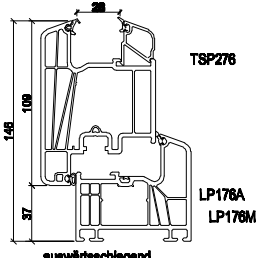
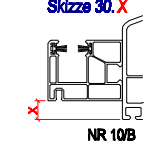
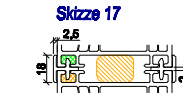
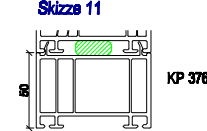
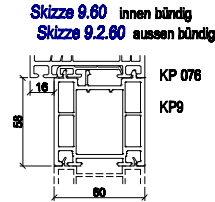
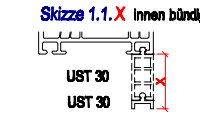
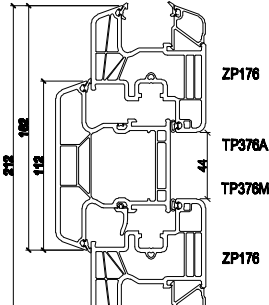
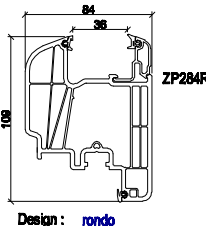
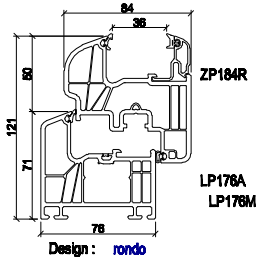
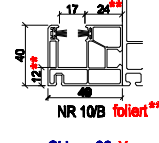
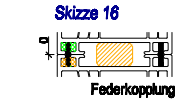
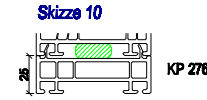
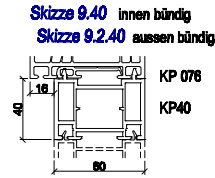
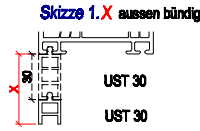
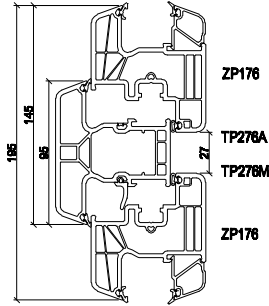
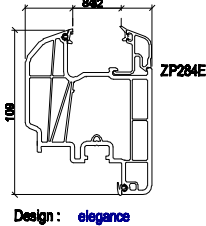
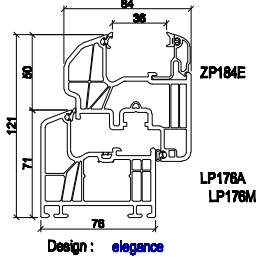
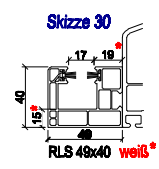
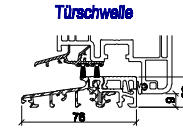
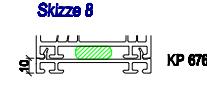
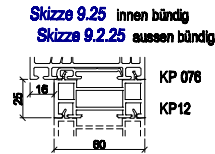
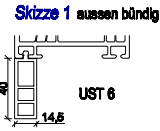
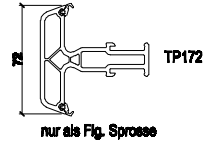
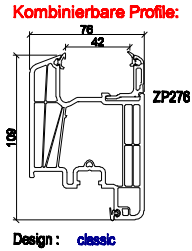
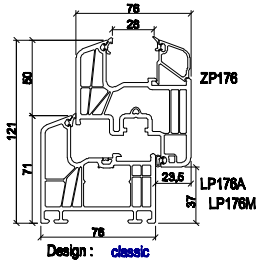




**Kombinierbare Profile:**



umfld. verschweißte Verbreiterung

Haustürflügel auswärts

Glasausgleich Seitenteil

Werkseitig:

- Dichtungband
- Verriegelung

Flach PVC Stücke 50x2, Länge = 60mm nur im Bereich der Verschraubung! (wg. Dehnungsfuge)

Bauseitig:

- Dichtungband
- Verriegelung

Achtung: Die Abdeckung des Kopplungsprofils unten muss raumseitig luftdicht, ausenseitig schlagregendicht aber diffusionsoffen ausgeführt sein.

Winkel "X"	Abzugmaß A1	Abzugmaß A2	Winkel "X"	Abzugmaß A1	Abzugmaß A2
90°	7.4 mm	83.0 mm	140°	31.4 mm	58.8 mm
95°	10.8 mm	79.8 mm	145°	33.2 mm	57.0 mm
100°	13.7 mm	76.9 mm	150°	35.0 mm	55.2 mm
105°	16.4 mm	74.2 mm	155°	36.7 mm	53.4 mm
110°	18.9 mm	71.8 mm	160°	38.4 mm	51.7 mm
115°	21.2 mm	69.2 mm	165°	40.1 mm	50.0 mm
120°	23.5 mm	66.9 mm	170°	41.7 mm	48.3 mm
125°	25.6 mm	64.8 mm	175°	43.4 mm	46.7 mm
130°	27.6 mm	62.7 mm	180°	45.0 mm	45.0 mm
135°	29.6 mm	60.7 mm			

\*\*\* = nur weiß & braun lieferbar

X = variabler Wert  
Ix-Werte ohne Br./Fig. Stahl